

prado



Forme essenziali e raffinate, molteplici soluzioni funzionali, configurazioni spaziali moderne ed originali: il modello Prado è un progetto poliedrico, componibile ed ampiamente personalizzabile in base a specifiche necessità e preferenze.

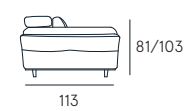
Essential and refined shapes, multiple functional solutions, original and modern configurations: Prado is a multifaceted model and it offers a great customization choice.



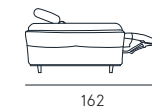




scheda tecnica  
technical data sheet



113



162

POL. 1BR SX/DX ABB. 3P  
Armchair raf/laf fit to 3P



106

POL. 1BR SX/DX ABB. 2P  
Armchair raf/laf fit to 2P



96

POL. SB ABB. 3P  
Armless chair fit to 3P



79

POL. SB ABB. 2P  
Armless chair fit to 2P



69

POL. 1BR SX/DX ABB. 3P RCL  
Armchair raf/laf fit to 3P Rcl



106

POL. 1BR SX/DX ABB. 2P RCL  
Armchair raf/laf fit to 2P Rcl



96

POL. SB ABB. 3P RCL  
Armless chair fit to 3P Rcl



79

POL. SB ABB. 2P RCL  
Armless chair fit to 2P Rcl



69

ANGOLO QUADRO  
Square corner



122

POL. TERM. ABB. 3P  
Terminal armchair fit to 3P



140

POL. TERM. ABB. 2P  
Terminal armchair fit to 2P



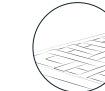
130

DETTAGLI  
Features

POGGIATESTA REGOLABILE  
Manual ratchet system



SEDUTA CON CINGHIE ELASTICHE  
Seat with elastic belts



**Rivestimento** | pelle / sintetico  
**Comfort seduta** | Poliuretano espanso densità 35  
**Comfort spalliera** | Poliuretano espanso  
**Piedi** | Metallo H. 15,5 cm  
**Seduta** | H. 47 cm - P. 56 cm  
**Braccio** | H. 65 cm - L. 25 cm

**Coating** | leather / synthetic cover  
**Seat comfort** | Polyurethane density 35  
**Back comfort** | Polyurethane  
**Feet** | Metal H. 15,5 cm  
**Seat** | H. 47 cm - D. 56 cm  
**Arm** | H. 65 cm - L. 25 cm